

Mounting Rails

Universal slotted H-profile mounting rail

Material specifications	
Material	DX51D or Equivalent steel DD11 or Equivalent steel
Coatings	Galvanized, Hot-Dip Galvanized (HDG), Powder Coating*, Zinc Magnesium*

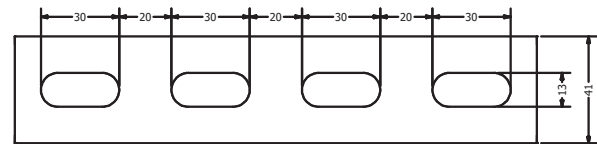
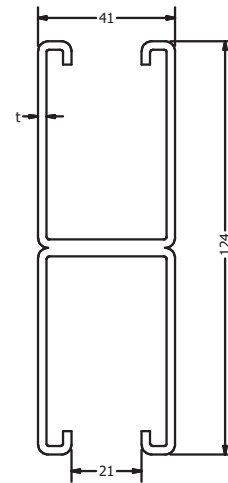


Applications

- Installation of medium to heavy-duty ventilation ducts, plumbing & firefighting pipes and cable trays
- Secondary support structure for installation of different services.

Features & Benefits

- Wide range of mounting options in conjunction with our FXR mounting rail accessories.
- Quick and efficient attachment of multiple support structure.
- Lateral and vertical adjustment with reliable fastening
- High load bearing capacity owing to special material properties and design.




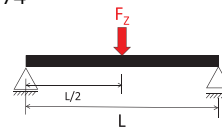
Select Variant

Article No.		Product Description	L (mm)	W (mm)	H (mm)	t (mm)
Galvanized (vz)	HDG (fvz)					
602140	602141	FXR Mounting Rail 41 124 2, 6 m	6000	41	124	2.0
602143	602144	FXR Mounting Rail 41 124 2, 3 m	3000	41	124	2.0
602146	602147	FXR Mounting Rail 41 124 2, 2 m	2000	41	124	2.0
602130	602131	FXR Mounting Rail 41 124 2.5, 6 m	6000	41	124	2.5
602133	602134	FXR Mounting Rail 41 124 2.5, 3 m	3000	41	124	2.5
602136	602137	FXR Mounting Rail 41 124 2.5, 2 m	2000	41	124	2.5

*Available on request

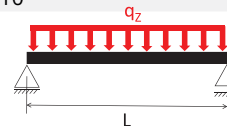
Technical Data:

	41/124/2.5
Sectional Properties:	DX51D + Z275
Profile Section Area A (cm ²)	8.38
Section Modulus Wz (cm ³)	12.81
Section Modulus Wy (cm ³)	18.93
Moment of inertia Iz (cm ⁴)	26.27
Moment of inertia Iy (cm ⁴)	117.38
Radius of gyration rz (cm)	1.77
Radius of gyration ry (cm)	3.74



Load bearing capacities of profiles for bending around the y-axis:

Rail Length (mm)	Max Design Load (N)	Deflection (mm)
6000	1320	30
5000	2050	25
4000	3350	20
3500	3900	15.4
3000	4590	11.3
2500	5540	7.8
2000	6960	5
1500	9290	2.8
1250	11150	1.9
1000	13900	1.2
750	18420	0.7
500	27060	0.3
300	42350	0.1
250	48870	0.1
200	57250	0
100	88710	0



Rail Length (mm)	Max Design Load (N)	Deflection (mm)
6000	350	30
5000	650	25
4000	1340	20
3500	2040	17.5
3000	3050	14
2500	4410	9.7
2000	6900	6.2
1500	12230	3.5
1250	17500	2.4
1000	27010	1.5
750	46710	0.8
500	97700	0.3
300	248960	0.1
250	325980	0.1
200	443520	0
100	983850	0

Note:

- The determined loads apply for static loads. Calculation based on Eurocode (EC3).
- The safety coefficient = 1.54 takes into account the partial and combination coefficients as well as the safety factor of the material.
- For the given values, the permissible steel stress and the maximum permissible deflection L/200 are not exceeded, taking the deadweight into consideration.